



ELITE CU MINI 650

Planer blade sharpener

Capacity up to 650 mm. of length.

Semi-automatic, compact and economical machine.

It requires very little maintenance.






Image 1: 1 CV grinding wheel motor. Displacement of the lowering of the grinding wheel by means of guides with ball recirculation skids. Head mounted on precision linear guides.

Image 2: Control panel with easy access keypad.

Image 3: Clamping plate for the blade with a 650 mm "T" guide with external cooling equipment included.

Image 4: Tool holder plate adjustable up to 45°.

ELITE CU mini 650

KNIFE SHARPENER



The **ELITE CU mini 650 model** has been designed and conceived for quality sharpening at a low cost, both for own use and for the professional sharpener. Available in a 650 mm version, with a useful working capacity of up to 650 mm. That adapts to all needs.

Compact equipment, low cost and maintenance with a good value for money for sharpening planer blades.



Technical specifications

Grinding wheel motor	1 CV.
Mechanical clamping plate as standard equipment.	Clamping plate with "T" guide of 650x100 mm.
User-friendly control panel	Via control panel with easily accessible buttons
Grinding wheel	Ø 127 mm.
Carriage displacement	On linear guides and chains
External refrigeration equipment	Included
Lowering of the grinding wheel	Automatic

Net Dimensions and Weight

ELITE CU mini 650	150x55x130 cm. / 208 kg.
Connection	400 V. 50 Hz. 3 Ph. / 230 V. 50/60 Hz. 3 Ph.

Subject to possible construction modifications, according to technological advances.

Elite Sharpening Machines, SLU
Joan Oró, 27
E-08635 St. Esteve Sesrovires
Barcelona - Spain
Telf. +34 932 935 178
www.elite.es - info@elite.es